

PUBLISHED VERSION

Horsley, Roger; Najjar, J.; Nakamura, Yoshifumi; Pleiter, Dirk; Rakow, Paul E. L.; Schierholz, Gerrit; Zanotti, James Michael; QCDSF–UKQCD Collaboration
[Octet baryon mass splittings from up-down quark mass differences](#), PoS (Lattice 2012); 135.

Copyright owned by the author(s) under the terms of the [Creative Commons Attribution-NonCommercial-ShareAlike Licence](#).

PERMISSIONS

<http://pos.sissa.it/POSauthors.html>

- All contributions are published in PoS under the terms of the Creative Commons [Attribution-NonCommercial-ShareAlike](#) Licence. Every author submitting his/her contribution to PoS retains the copyright, and upon submission (s)he applies this license to his/her work.

9th May 2013

<http://hdl.handle.net/2440/77535>

Octet baryon mass splittings from up-down quark mass differences

R. Horsley^{*a}, J. Najjar^b, Y. Nakamura^c, D. Pleiter^{db}, P. E. L. Rakow^e, G. Schierholz^f and J. M. Zanotti^g

^a School of Physics and Astronomy, University of Edinburgh, Edinburgh EH9 3JZ, UK

^b Institut für Theoretische Physik, Universität Regensburg, 93040 Regensburg, Germany

^c RIKEN Advanced Institute for Computational Science, Kobe, Hyogo 650-0047, Japan

^d JSC, Jülich Research Centre, 52425 Jülich, Germany

^e Theoretical Physics Division, Department of Mathematical Sciences, University of Liverpool, Liverpool L69 3BX, UK

^f Deutsches Elektronen-Synchrotron DESY, 22603 Hamburg, Germany

^g CSSM, School of Chemistry and Physics, University of Adelaide, Adelaide SA 5005, Australia

E-mail: rhorsley@ph.ed.ac.uk

QCDSF–UKQCD Collaboration

Using an SU(3) flavour symmetry breaking expansion in the quark mass, we determine the QCD component of the neutron-proton, Sigma and Xi mass splittings of the baryon octet due to up-down (and strange) quark mass differences. Provided the average quark mass is kept constant, the expansion coefficients in our procedure can be determined from computationally cheaper simulations with mass degenerate sea quarks and partially quenched valence quarks. Full details and numerical results are given in [1].

*The 30th International Symposium on Lattice Field Theory - Lattice 2012,
June 24-29, 2012
Cairns, Australia*

*Speaker.

1. Introduction

Isospin symmetry was introduced by Heisenberg in the 1930s to explain non-electromagnetic similarities between the proton and neutron. Nowadays, of course, this is ascribed to the u and d quarks having similar mass and the same strong – or QCD – interactions. This $SU(2)$ flavour symmetry is not exact, there are isospin breaking effects, due to

- the $m_d - m_u$ quark mass difference which is a ‘pure’ QCD effect,
- a QED component due to the different quark charges.

As both effects are small then we can set

$$M^{\text{exp}} = M^* + M^{\text{QED}}, \quad (1.1)$$

where we denote by a $*$ the ‘pure’ QCD component. There is an interplay between effects: electromagnetic (EM) effects tend to make p heavier than n , but $m_d - m_u$ works in the opposite direction and in fact dominates as the neutron is heavier than the proton, $(M_n - M_p)^{\text{exp}} = 1.293333(33)$ MeV, [2]. Including the s quark then the flavour symmetry group becomes $SU(3)$ and the (pseudoscalar) mesons and baryons can be arranged in representations of this group. In Fig. 1 we show the lowest octet baryon and pseudoscalar states. States at the center, for example $\Lambda(uds)$, $\Sigma^0(uds)$ have the

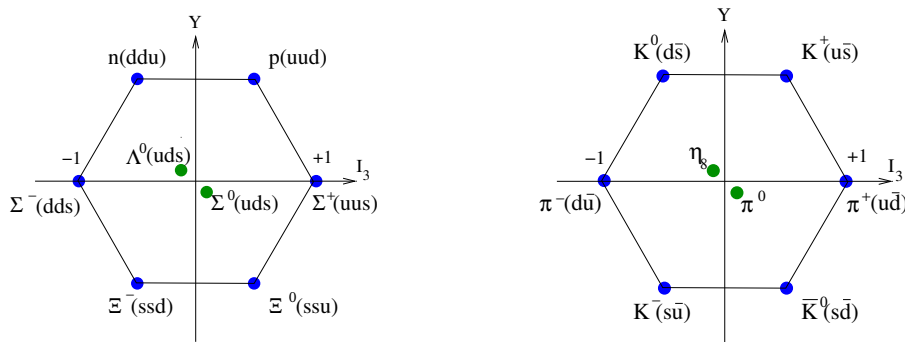


Figure 1: The (lowest) octet baryon states, left panel and the octet pseudoscalar states, right panel.

same quark content (quantum numbers) but different wavefunctions and can mix (if isospin is broken) so we shall only consider states on the ‘outer’ ring here. As well as $n - p$ mass splitting we now also have mass splittings involving the strange quark, $(M_{\Sigma^-} - M_{\Sigma^+})^{\text{exp}} = 8.079(76)$ MeV and $(M_{\Xi^-} - M_{\Xi^0})^{\text{exp}} = 6.85(21)$ MeV. These are all small differences (compared to the masses of the states) and the experimental precision is way beyond what we achieve here, but nevertheless we can qualitatively and reasonably quantitatively describe these splittings, as briefly described in the next section. For more details see [1].

2. Method

The QCDSF–UKQCD strategy is to develop an $SU(3)$ flavour symmetry breaking expansion, [3], from the flavour symmetric point down to the physical point. For the baryons on the outer ring

of the octet we have found up to NNLO

$$\begin{aligned}
M^2(aab) = & M_0^2 + A_1(2\delta\mu_a + \delta\mu_b) + A_2(\delta\mu_b - \delta\mu_a) \\
& + \frac{1}{6}B_0(\delta m_u^2 + \delta m_d^2 + \delta m_s^2) \\
& + B_1(2\delta\mu_a^2 + \delta\mu_b^2) + B_2(\delta\mu_b^2 - \delta\mu_a^2) + B_3(\delta\mu_b - \delta\mu_a)^2 \\
& + C_0\delta m_u\delta m_d\delta m_s \\
& + [C_1(2\delta\mu_a + \delta\mu_b) + C_2(\delta\mu_b - \delta\mu_a)](\delta m_u^2 + \delta m_d^2 + \delta m_s^2) \\
& + C_3(\delta\mu_a + \delta\mu_b)^3 + C_4(\delta\mu_a + \delta\mu_b)^2(\delta\mu_a - \delta\mu_b) \\
& + C_5(\delta\mu_a + \delta\mu_b)(\delta\mu_a - \delta\mu_b)^2 + C_6(\delta\mu_a - \delta\mu_b)^3,
\end{aligned} \tag{2.1}$$

while for the pseudoscalar meson octet,

$$\begin{aligned}
M^2(a\bar{b}) = & M_{0\pi}^2 + \alpha(\delta\mu_a + \delta\mu_b) \\
& + \beta_0\frac{1}{6}(\delta m_u^2 + \delta m_d^2 + \delta m_s^2) + \beta_1(\delta\mu_a^2 + \delta\mu_b^2) + \beta_2(\delta\mu_a - \delta\mu_b)^2 \\
& + \gamma_0\delta m_u\delta m_d\delta m_s + \gamma_1(\delta\mu_a + \delta\mu_b)(\delta m_u^2 + \delta m_d^2 + \delta m_s^2) \\
& + \gamma_2(\delta\mu_a + \delta\mu_b)^3 + \gamma_3(\delta\mu_a + \delta\mu_b)(\delta\mu_a - \delta\mu_b)^2.
\end{aligned} \tag{2.2}$$

We have defined for the sea quarks $\delta m_q = m_q - \bar{m}$ with $\bar{m} = \frac{1}{3}(m_u + m_d + m_s)$, where $q \in \{a, b, \dots\}$ so at the $SU(3)$ flavour symmetric point $\delta m_q = 0$. From this definition this means that $\delta m_s = -2\delta m_l$. All the expansion coefficients are functions of \bar{m} only. For the baryon or meson valence quarks we allow partially quenching, PQ, and set $\delta\mu_q = \mu_q - \bar{m}$ (i. e. valence quark masses $\mu_q \neq$ sea quark masses m_q). Of course on the unitary line when the sea and valence quark masses are the same then $\delta\mu_q \rightarrow \delta m_q$. The quarks $q = a, b, \dots$ are from $\{u, d, s\}$, so for example $M(uud) = M_p$, $M(dds) = M_{\Sigma^-}$. We shall also need pseudoscalar mass results and the corresponding $SU(3)$ flavour breaking expansion to determine the physical point: δm_d^* , δm_u^* and δm_s^* (where a * denotes the physical point).

On the unitary line, singlet quantities have the property that the leading $O(\delta m_q)$ term vanishes. This allows a relatively simple definition of the scale, as practically we have shown, [3], that these quantities hardly vary in the interval from the flavour symmetric point down to the physical point. There are many possibilities for example for octet baryons (which are all stable under strong interactions), we may consider the ‘centre of mass’ of the octet

$$X_N^2 = \frac{1}{6}(M_p^2 + M_n^2 + M_{\Sigma^+}^2 + M_{\Sigma^-}^2 + M_{\Xi^0}^2 + M_{\Xi^-}^2) = M_0^2 + O(\delta m_q^2), \tag{2.3}$$

and similarly for the octet of pseudoscalar mesons

$$X_\pi^2 = \frac{1}{6}(M_{K^+}^2 + M_{K^0}^2 + M_{\pi^+}^2 + M_{\pi^-}^2 + M_{K^0}^2 + M_{K^-}^2) = M_{0\pi}^2 + O(\delta m_q^2). \tag{2.4}$$

Using this we can form ratios $\tilde{M} \equiv M/X_S$ for $S = N, \pi$ with expansion coefficients $\tilde{A}_i \equiv A_i/M_0^2$, $\tilde{\alpha} \equiv \alpha/M_{0\pi}^2, \dots$ for the $SU(3)$ flavour breaking expansions.

Note that as the coefficients of the $SU(3)$ flavour breaking expansions are just functions of \bar{m} alone, so provided \bar{m} remains constant, the coefficients can be determined by $n_f = 2 + 1$ simulations, when $\delta m_u = \delta m_d \equiv \delta m_l$ rather than more expensive $n_f = 1 + 1 + 1$ simulations. Also an

additional advantage is that computationally cheaper PQ results can help to determine the coefficients.

Using $O(a)$ -improved clover fermions, [4], at $\beta = 5.50$ we have determined the appropriate point on the $SU(3)$ flavour symmetric line (for the path to the physical point) and then used this point for PQ determinations of heavier baryon and meson masses (so that \bar{m} obviously remains constant). Fitting these masses (and also including unitary data at the same constant \bar{m}) then allows determinations of the expansion coefficients. In general these fits are functions of two quark masses $\delta\mu_a$ and $\delta\mu_b$. To avoid a 3-dimensional plot, as an illustration of these fits in Fig. 2 we show

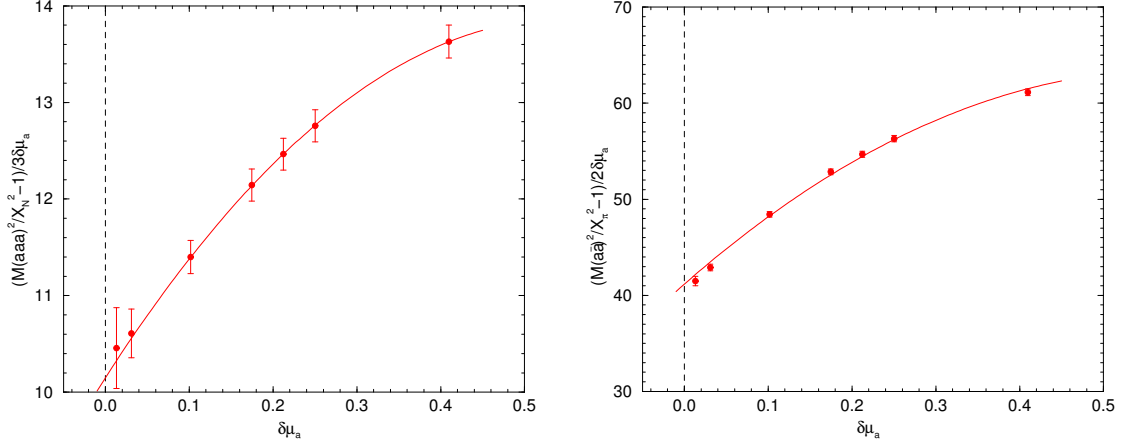


Figure 2: The mass degenerate results, octet baryon $\tilde{M}^2(aaa)$ left panel and octet pseudoscalar meson $\tilde{M}^2(a\bar{a})$ right panel (using $32^3 \times 64$ sized lattices), both graphs versus the PQ quark mass $\delta\mu_a$. Also shown are the functions given in eq. (2.5).

$(\tilde{M}^2(aaa) - 1)/(3\delta\mu_a)$ (left panel) and $(\tilde{M}^2(a\bar{a}) - 1)/(2\delta\mu_a)$ (right panel), together with the fit functions derived from eqs. (2.1) – (2.2) by taking completely degenerate quark masses

$$\frac{\tilde{M}^2(aaa) - 1}{3\delta\mu_a} = \tilde{A}_1 + \tilde{B}_1\delta\mu_a + \frac{8}{3}\tilde{C}_3\delta\mu_a^2, \quad \frac{\tilde{M}^2(a\bar{a}) - 1}{2\delta\mu_a} = \tilde{\alpha}_1 + \tilde{\beta}_1\delta\mu_a + 4\tilde{\gamma}_2\delta\mu_a^2. \quad (2.5)$$

As another example, we also consider the unitary results (i.e. $\delta\mu_q \rightarrow \delta m_q$) from the $SU(3)$ flavour symmetric point down to the physical point. In Fig. 3 we show the baryon and pseudoscalar octet ‘fan’ plots, where $M_N \equiv M(III)$, $M_\Sigma \equiv M(IIs)$, $M_\Xi \equiv M(Iss)$, $M_{N_s} \equiv M(sss)$ and $M_\pi \equiv M(I\bar{I})$, $M_K \equiv M(l\bar{s})$, $M_{\eta_s} \equiv M(s\bar{s})$. The states M_{N_s} , M_{η_s} are either not in the octet or are a PQ state and are not physical, but nevertheless can be used to help determine the expansion coefficients. The vertical lines are the $n_f = 2 + 1$ pure QCD physical point, with the opaque circles being the determined pure QCD hadron mass ratios for $2 + 1$ quark flavours. For comparison, the stars represent the average of the squared masses of the appropriate particle on the outer ring of the baryon octet, Fig. 1, i.e. $M_N^{*2}(III) = (M_n^{\text{exp}2}(ddu) + M_p^{\text{exp}2}(uud))/2$, $M_\Sigma^{*2}(IIs) = (M_{\Sigma^-}^{\text{exp}2}(dds) + M_{\Sigma^+}^{\text{exp}2}(uus))/2$, $M_\Xi^{*2}(Iss) = (M_{\Xi^-}^{\text{exp}2}(ssd) + M_{\Xi^0}^{\text{exp}2}(ssu))/2$. One immediate observation of Fig. 3 is that there is hardly any curvature in the data and that the NLO (i.e. quadratic terms) are sufficient.

Finally note that the x -scales used in Fig. 2 and Fig. 3 are very different $|\delta m_l| \sim 0.01 \ll \delta\mu_a \sim 0.5$. (Indeed $\delta\mu_a \sim 0.5$ is roughly at the charm quark mass.) The ability to use a large range for the PQ fits enables a much better determination of the fit coefficients (in particular the NLO terms, which are poorly determined in the narrow range $|\delta m_l| \sim 0.01$).

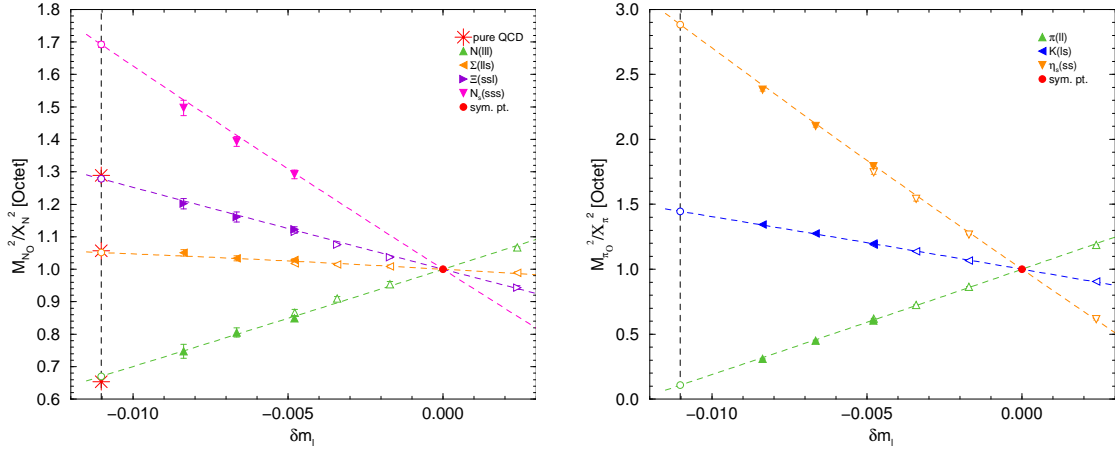


Figure 3: The baryon octet ‘fan’ plot, $\tilde{M}_{N_O}^2 \equiv M_{N_O}^2 / X_N^2$ ($N_O = N, \Sigma, \Xi, N_s$) left panel and the pseudoscalar meson octet ‘fan’ plot $\tilde{M}_{\pi_O}^2 \equiv M_{\pi_O}^2 / X_\pi^2$ ($\pi_O = \pi, K, \eta_s$) right panel, both graphs versus δm_l . The filled symbols represent mass values from $32^3 \times 64$ sized lattices while the opaque symbols are from $24^3 \times 48$ sized lattices (and not used in the fits here). The common symmetric point is the filled circle. The stars (on the vertical line) are the estimated $n_f = 2 + 1$ ‘pure’ QCD physical points. The fits are eqs. (2.1) – (2.2).

Of course, we are interested in mass differences here. So for the LO and NLO terms in eq. (2.1) we have along the unitary line

$$\begin{aligned}
\tilde{M}_n - \tilde{M}_p &= \tilde{M}(ddu) - \tilde{M}(uud) \\
&= (\delta m_d - \delta m_u) [\tilde{A}'_1 - 2\tilde{A}'_2 + (\tilde{B}'_1 - 2\tilde{B}'_2)(\delta m_d + \delta m_u)] , \\
\tilde{M}_{\Sigma^-} - \tilde{M}_{\Sigma^+} &= \tilde{M}(dds) - \tilde{M}(uus) \\
&= (\delta m_d - \delta m_u) [2\tilde{A}'_1 - \tilde{A}'_2 + (2\tilde{B}'_1 - \tilde{B}'_2 + 3\tilde{B}'_3)(\delta m_d + \delta m_u)] , \\
\tilde{M}_{\Xi^-} - \tilde{M}_{\Xi^0} &= \tilde{M}(ssd) - \tilde{M}(ssu) \\
&= (\delta m_d - \delta m_u) [\tilde{A}'_1 + \tilde{A}'_2 + (\tilde{B}'_1 + \tilde{B}'_2 + 3\tilde{B}'_3)(\delta m_d + \delta m_u)] , \tag{2.6}
\end{aligned}$$

where the prime coefficients are simply related to the unprimed ones, [1]. Similarly we may invert the meson pseudoscalar expansion, eq. (2.2), to give

$$\begin{aligned}
\delta m_d - \delta m_u &= \frac{\tilde{M}_{K^0}^2 - \tilde{M}_{K^+}^2}{\tilde{\alpha}} \left(1 + \frac{2(\tilde{\beta}_1 + 3\tilde{\beta}_2)}{3\tilde{\alpha}^2} \left(\frac{1}{2}(\tilde{M}_{K^0}^2 + \tilde{M}_{K^+}^2) - \tilde{M}_{\pi^+}^2 \right) \right) , \\
\delta m_d + \delta m_u &= -\frac{2}{3\tilde{\alpha}} \left(\frac{1}{2}(\tilde{M}_{K^0}^2 + \tilde{M}_{K^+}^2) - \tilde{M}_{\pi^+}^2 \right) , \tag{2.7}
\end{aligned}$$

and then substitute in the baryon expansion eq. (2.6) to give the ‘pure’ QCD result.

3. Results

Performing this substitution gives the numerical results, [1],

$$\begin{aligned}
\tilde{M}_n - \tilde{M}_p &= 0.0789(41)(34) (\tilde{M}_{K^0}^2 - \tilde{M}_{K^+}^2) [1 + 0.0817(92) \left(\frac{1}{2}(\tilde{M}_{K^0}^2 + \tilde{M}_{K^+}^2) - \tilde{M}_{\pi^+}^2 \right)] , \\
\tilde{M}_{\Sigma^-} - \tilde{M}_{\Sigma^+} &= 0.2243(35)(92) (\tilde{M}_{K^0}^2 - \tilde{M}_{K^+}^2) [1 + 0.0077(30) \left(\frac{1}{2}(\tilde{M}_{K^0}^2 + \tilde{M}_{K^+}^2) - \tilde{M}_{\pi^+}^2 \right)] , \\
\tilde{M}_{\Xi^-} - \tilde{M}_{\Xi^0} &= 0.1455(24)(59) (\tilde{M}_{K^0}^2 - \tilde{M}_{K^+}^2) [1 - 0.0324(50) \left(\frac{1}{2}(\tilde{M}_{K^0}^2 + \tilde{M}_{K^+}^2) - \tilde{M}_{\pi^+}^2 \right)] , \tag{3.1}
\end{aligned}$$

where $\tilde{M} = M/X_S$, $S = N$, π . We see that the NLO corrections are small from $+10\% \sim -5\%$ indicating that the $SU(3)$ flavour symmetry breaking expansion appears to be a highly convergent series. (In eq. (3.1) the first error is statistical, the other is the total systematic error.)

Note that eq. (3.1) is a ‘pure’ QCD result, and is the main result of this talk. We must now discuss what are the ‘pure’ QCD values of $M_{K^0}^2$, $M_{K^+}^2$, $M_{\pi^+}^2$. We know that EM effects are comparable to effects due to $u - d$ quark mass differences. Dashen’s theorem states that EM effects for charged mesons K^+ , π^+ are the same and for neutral mesons π^0 , K^0 vanish, Thus we can write $M_{\pi^+}^{\text{exp}2} = M_{\pi^+}^{*2} + \mu_\gamma$, $M_{\pi^0}^{\text{exp}2} = M_{\pi^0}^{*2} \approx M_{\pi^+}^{*2}$, $M_{K^+}^{\text{exp}2} = M_{K^+}^{*2} + \mu_\gamma$ and $M_{K^0}^{\text{exp}2} = M_{K^0}^{*2}$ where a $*$ denotes the ‘pure’ QCD ‘physical’ value, or $M_{K^0}^{*2} - M_{K^+}^{*2} = (M_{K^0}^2 - M_{K^+}^2)^{\text{exp}} + (1 + \varepsilon_\gamma)(M_{\pi^+}^2 - M_{\pi^0}^2)^{\text{exp}}$, where violations to Dashen’s theorem ($\varepsilon_\gamma = 0$) are given by a non-zero ε_γ . We shall regard ε_γ here as a possible further systematic error, a typical value for it being $\varepsilon_\gamma = 0.7$, [5], giving about a 17% additional systematic error.

Let us first investigate QED effects. From eq. (3.1), together with the numerical pseudoscalar meson masses from the previous paragraph we can determine the ‘pure’ QCD values. Then as we know the experimental values, [2] (as also given on page 2) then from eq. (1.1) we can determine the QED contribution to the mass splittings. This is shown in the left panel of Fig. 4. Thus this

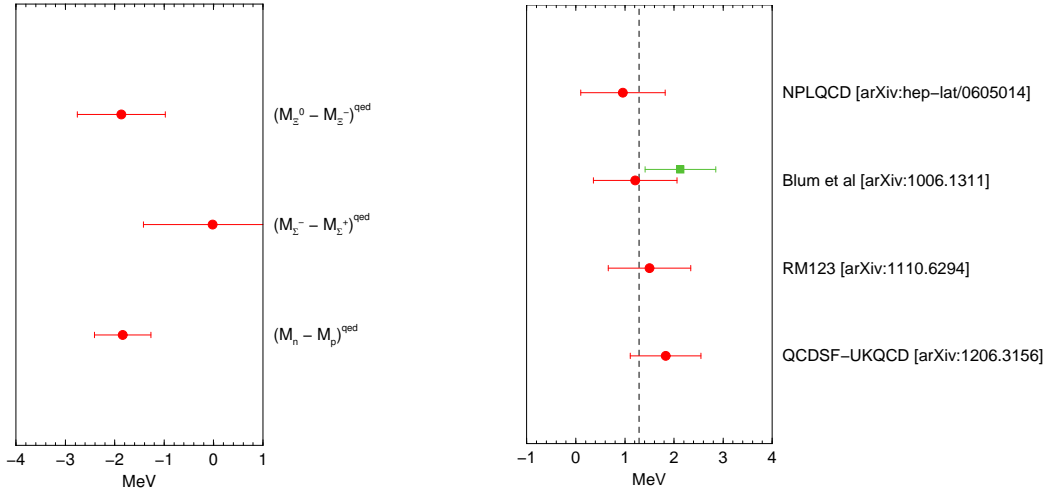


Figure 4: Left panel: QED contribution to the baryon octet mass splittings, filled circles. Right panel: comparison of the $n - p$ mass difference of the present result (QCDSF-UKQCD or bottom number) with NPLQCD, Blum et al., and RM123 [6, 7, 8] respectively (top to bottom). The filled circles use the QED determination of [9], while the filled square includes the full determination from Blum et al. The vertical dashed line is the experimental result.

indicates that EM effects have the pattern

$$n(ddu) - p(uud) \approx \Xi^0(ssd) - \Xi^-(ssu) < 0, \quad \Sigma^-(dds) - \Sigma^+(uus) \approx 0. \quad (3.2)$$

Alternatively [9] gives a determination of electromagnetic effects of $n - p$ of $-1.30(47)$ MeV (to be compared with $-1.84(57)$ MeV here). In the right panel of Fig. 4 we compare our $n - p$ mass difference including this determination of the QED contribution, $(M_n - M_p)^{*+QED}$, bottom result with the results of [6, 7, 8] (top to bottom). The filled square includes the full determination

from that reference. Despite the fact that QED effects are treated slightly differently in each work good agreement amongst the various determinations and with the experimental result is found.

4. Conclusions

We have introduced a method here to determine ‘pure’ QCD isospin effects in

$$n - p, \quad \Sigma^- - \Sigma^+, \quad \Xi^- - \Xi^0, \quad (4.1)$$

due to differences in $u - d$ quark masses. This method involves developing a $SU(3)$ flavour symmetry breaking expansion keeping the average quark mass \bar{m} constant. Advantages include the ability to use $2 + 1$ simulations, i.e. $m_u = m_d = m_l$ and use of computationally cheap PQ results. This expansion appears to be highly convergent, giving encouraging first results. Clearly the largest errors are due to unknown QED effects. For more details and numerical results see [1].

Acknowledgements

The numerical configuration generation was performed using the BQCD lattice QCD program, [10], on the IBM BlueGeneL at EPCC (Edinburgh, UK), the BlueGeneL and P at NIC (Jülich, Germany), the SGI ICE 8200 at HLRN (Berlin–Hannover, Germany) and the JSCC (Moscow, Russia). The BlueGene codes were optimised using Bagel. The Chroma software library, was used in the data analysis. This investigation has been supported partly by the DFG under contract SFB/TR 55 (Hadron Physics from Lattice QCD) and by the EU grants 283286 (Hadron Physics3), 227431 (Hadron Physics2) and 238353 (ITN STRONGnet). JN was partially supported by EU grant 228398 (HPC-EUROPA2). JMZ is supported by the Australian Research Council grant FT100100005. We thank all funding agencies.

References

- [1] R. Horsley *et al.*, [QCDSF–UKQCD Collaboration], arXiv:1206.3156[hep-lat].
- [2] K. Nakamura *et al.*, (Particle Data Group), *J. Phys.* **G 37** (2010) 075021.
- [3] W. Bietenholz *et al.*, [QCDSF–UKQCD Collaboration], *Phys. Rev.* **D84** 054509 (2011), [arXiv:1102.5300[hep-lat]].
- [4] N. Cundy *et al.*, [QCDSF–UKQCD Collaboration], *Phys. Rev.* **D79** (2009) 094507, [arXiv:0901.3302[hep-lat]].
- [5] G. Colangelo *et al.*, [FLAG], *Eur. Phys. J.* **C71** (2011) 1695, [arXiv:1011.4408[hep-lat]].
- [6] S. R. Beane *et al.*, *Nucl. Phys.* **B768** (2007) 38, [arXiv:hep-lat/0605014].
- [7] T. Blum *et al.*, *Phys. Rev.* **D82** (2010) 094508, [arXiv:1006.1311[hep-lat]].
- [8] G. M. de Divitiis *et al.*, [RM123 Collaboration], *JHEP* **1204** (2012) 124, [arXiv:1110.6294[hep-lat]].
- [9] A. Walker-Loud *et al.*, *Phys. Rev. Lett.* **108** (2012) 232301, [arXiv:1203.0254[nucl-th]].
- [10] Y. Nakamura *et al.*, *PoS(Lattice 2010)* **040** (2010), arXiv:1011.0199[hep-lat].