

PUBLISHED VERSION

Andrew Lau, Fabian Kong, Christopher K. Fairley, Basil Donovan, Marcus Chen, Catriona Bradshaw, Mark Boyd, Janaki Amin, Peter Timms, Sepehr Tabrizi, David G. Regan, David A. Lewis, Anna McNulty and Jane S. Hocking

Treatment efficacy of azithromycin 1 g single dose versus doxycycline 100 mg twice daily for 7 days for the treatment of rectal chlamydia among men who have sex with men - a double-blind randomised controlled trial protocol

BMC Infectious Diseases, 2017; 17(1):35-1-35-9

© The Author(s). 2017 Open Access This article is distributed under the terms of the Creative Commons Attribution 4.0 International License (<http://creativecommons.org/licenses/by/4.0/>), which permits unrestricted use, distribution, and reproduction in any medium, provided you give appropriate credit to the original author(s) and the source, provide a link to the Creative Commons license, and indicate if changes were made. The Creative Commons Public Domain Dedication waiver (<http://creativecommons.org/publicdomain/zero/1.0/>) applies to the data made available in this article, unless otherwise stated.

Originally published at:

<http://doi.org/10.1186/s12879-016-2125-7>

PERMISSIONS

<http://creativecommons.org/licenses/by/4.0/>



Attribution 4.0 International (CC BY 4.0)

This is a human-readable summary of (and not a substitute for) the [license](#).

[Disclaimer](#)



You are free to:

Share — copy and redistribute the material in any medium or format

Adapt — remix, transform, and build upon the material

for any purpose, even commercially.

The licensor cannot revoke these freedoms as long as you follow the license terms.

Under the following terms:



Attribution — You must give [appropriate credit](#), provide a link to the license, and [indicate if changes were made](#). You may do so in any reasonable manner, but not in any way that suggests the licensor endorses you or your use.

No additional restrictions — You may not apply legal terms or [technological measures](#) that legally restrict others from doing anything the license permits.

9 March 2017


<http://hdl.handle.net/2440/103673>

STUDY PROTOCOL

Open Access



Treatment efficacy of azithromycin 1 g single dose versus doxycycline 100 mg twice daily for 7 days for the treatment of rectal chlamydia among men who have sex with men – a double-blind randomised controlled trial protocol

Andrew Lau¹ , Fabian Kong¹, Christopher K. Fairley^{2,3}, Basil Donovan⁴, Marcus Chen^{2,3}, Catriona Bradshaw^{1,2,3}, Mark Boyd⁴, Janaki Amin⁴, Peter Timms⁵, Sepehr Tabrizi⁶, David G. Regan⁴, David A. Lewis^{7,9}, Anna McNulty⁸ and Jane S. Hocking^{1,2*}

Abstract

Background: Rectal infection with *Chlamydia trachomatis* is one of the most common bacterial sexually transmissible infections among men who have sex with men (MSM) with diagnosis rates continuing to rise. Current treatment guidelines recommend either azithromycin 1 g single dose or doxycycline 100 mg twice daily for 7 days. However, there are increasing concerns about treatment failure with azithromycin. We are conducting the first randomised controlled trial (RCT) to compare treatment efficacy of azithromycin versus doxycycline for the treatment of rectal chlamydia in MSM.

Methods/Design: The Rectal Treatment Study will recruit 700 MSM attending Australian sexual health clinics for the treatment of rectal chlamydia. Participants will be asked to provide rectal swabs and will be randomised to either azithromycin 1 g single dose or doxycycline 100 mg twice daily for 7 days. Participants will be asked to complete questionnaires about adverse drug reactions, sexual behaviour and drug adherence via short message service and online survey. The primary outcome is the treatment efficacy as determined by a negative chlamydia nucleic acid amplification test at 4 weeks post treatment. Secondary outcomes will utilise whole genome sequencing and mRNA assay to differentiate between treatment failure, reinfection or false positive results.

Discussion: Rectal chlamydia is an increasing public health concern as use of pre-exposure prophylaxis against HIV becomes commonplace. Optimal, evidence-based treatment is critical to halting ongoing transmission. This study will provide the first RCT evidence comparing azithromycin and doxycycline for the treatment of rectal chlamydia. The results of this trial will establish which treatment is more efficacious and inform international management guidelines.

Trial registration: Australian New Zealand Clinical Trials Registry ACTRN12614001125617.

Keywords: Chlamydia, rectal, treatment, MSM, azithromycin, doxycycline

* Correspondence: j.hocking@unimelb.edu.au

¹Centre for Epidemiology and Biostatistics, Melbourne School of Population and Global Health, University of Melbourne, Carlton 3053, VIC, Australia

²Melbourne Sexual Health Centre, Alfred Health, 580 Swanston St, Carlton 3053, VIC, Australia

Full list of author information is available at the end of the article



Background

Anogenital *Chlamydia trachomatis* is the most commonly diagnosed bacterial sexually transmissible infection (STI) with an estimated 131 million new cases of among 15–49 year-olds worldwide in 2012 [1]. In countries that screen both men and women for chlamydia, men account for approximately 40% of all new diagnoses [2–5]. Although these data do not differentiate between urethral, pharyngeal or rectal infection, available prevalence data among men who have sex with men (MSM) report that rectal infection (5.6–8.2%) is more common than urethral infection (2.1–5.4%) [6–9], with the L2b serovariant indicated in Lymphogranuloma venereum (LGV) [10].

The widespread uptake of biomedical prevention such as pre-exposure prophylaxis (PrEP) for HIV is likely to lead to further increases in rectal chlamydia among MSM [11]. Data from PrEP implementation studies in the US and Australia are showing an increased incidence of rectal STIs among MSM using PrEP [12–14]. The NSW PrEP Demonstration Project found an annual incidence of rectal chlamydia of 67.5% [14] with rates of between 33 and 48% observed in similar projects in the US [12, 13].

Current STI treatment guidelines recommend either azithromycin 1 g single dose or doxycycline 100 mg twice daily for 7 days for the treatment of rectal chlamydia [15–18]. However, there has been increasing concern about the effectiveness of azithromycin for rectal chlamydia with observational studies reporting failure rates of up to 22% [19–22].

In response to these concerns, guidelines in several countries are now recommending that rectal chlamydia infections are treated with 7 days doxycycline [15, 16, 18], rather than 1 g azithromycin as first line. However, there are potential problems adhering to a 7-day course of doxycycline which can lead to an increased risk of treatment failure [22].

A recent meta-analysis reported a treatment efficacy of approximately 83% for azithromycin 1 g single dose compared with 99% for doxycycline 100 mg twice daily for 7 days for rectal chlamydia infection [23]. However, this analysis was based on observational data only with no available evidence from randomized control trials (RCTs). Given that STI rates may continue to increase among MSM and that there is increasing concern about rectal chlamydia among women [24–26], treatment for rectal chlamydia must be proven to be efficacious. A double-blind RCT is urgently needed to rigorously estimate the difference in efficacy between azithromycin and doxycycline. The results will inform treatment guidelines worldwide.

Research aim and hypothesis

The primary aim is to estimate the efficacy of azithromycin 1 g single dose for the treatment of rectal chlamydia

among MSM and compare it to that of doxycycline 100 mg, twice daily for 7 days.

We hypothesize that doxycycline (100 mg, twice daily for 7 days) will be superior to azithromycin (1 g single dose) for the treatment of rectal chlamydia.

Methods/Design

Study design and setting

This is a double-blind (clinicians and patients) RCT. Given our primary outcome is treatment efficacy, our trial is double blind to minimize bias that could arise as a result of the different dosing regimens of the two drugs (7 days vs single dose). For example: i) it is possible that taking a 7-day course of daily doxycycline rather than a single dose of azithromycin may deter people from resuming sexual activity while taking treatment, thereby reducing their risk of a new infection, and; ii) participants could be less adherent to a 7-day regimen which could impact efficacy [27, 28]. The trial will be conducted within sexual health clinics in Victoria and New South Wales in Australia and in accordance with the Declaration of Helsinki. The trial was approved by the Alfred Hospital Ethics Committee (373/15).

(NOTE: hereafter, “azithromycin” refers to azithromycin 1 g single dose and “doxycycline” refers to doxycycline (100 mg, twice daily for 7 days).

Duration of study

The trial will be of four weeks duration for each participant.

Participant eligibility

Inclusion criteria

Men will be eligible for inclusion if they report male to male sexual contact in the past 12 months, are aged ≥ 16 years and test positive for rectal chlamydia using a nucleic acid amplification test (NAAT). They must have adequate English and comprehension skills to give informed consent.

HIV positive MSM will be eligible to participate as there is no evidence that treatment efficacy differs by HIV status. A recent RCT comparing azithromycin with doxycycline for the treatment of chlamydia urethritis found no difference in efficacy between HIV positive and negative men [29]. International STI management guidelines do not differentiate by HIV status for chlamydia treatment [15–18, 30].

Exclusion criteria

Men will be excluded if they: i) report use of antibiotics for other purposes in the last 2 weeks; ii) have a known contraindication to the use of azithromycin or doxycycline including allergy; iii) present with symptomatic proctitis. Because MSM will be recruited at clinical

services, it will not be possible to genotype their infections to detect LGV at recruitment. LGV genotyping will take place at the conclusion of the trial. Men who are randomised and subsequently found to have asymptomatic LGV based on genotyping at the conclusion of the trial, estimated to be <6% of the trial population [31] will be excluded from our analysis as LGV requires more prolonged doxycycline treatment for cure [32]. The sample size will account for this – see *Sample Size*.

Recruitment

MSM who are diagnosed with asymptomatic rectal chlamydia at participating clinics will be approached by a research nurse and invited to take part in the trial (Fig. 1). The nurse will explain the trial, assess eligibility and obtain consent. Eligible men will be enrolled and randomly assigned to either azithromycin or doxycycline. Participants will provide three self-collected rectal swab samples and complete a brief questionnaire. Self-collected swabs have been shown to have similar test performance compared with clinician-collected swabs for chlamydia testing [33]. Once randomly allocated to a treatment group, the nurse will then directly observe participants taking the first dose of treatment (with food).

Intervention

Participants will be randomly allocated to one of the following treatment groups:

Azithromycin: Participants will receive 1 g of active azithromycin (500 mg tablets × 2), plus 13 placebo doxycycline tablets, identical in appearance to the active azithromycin. Participants will be required to take the two azithromycin tablets under observation at time of recruitment and then advised to take a single placebo tablet morning and night for the next 7 days;

Doxycycline: Participants will receive 14 active doxycycline tablets (100 mg), plus one placebo azithromycin tablet, all identical in appearance to active azithromycin. Participants will be required to take one active doxycycline and one placebo azithromycin tablets under observation at time of recruitment and then advised to take a single active doxycycline tablet morning and night for the next 7 days.

Participants will be advised to take the drugs with food to minimize gastrointestinal side effects and to minimize sun exposure or use sun screen to reduce the risk of photosensitivity.

Randomization and sequence generation, allocation concealment and blinding

A computer-generated randomization sequence will be created by an independent statistician. Blinded therapy will be prepared by an independent organization and

labelled with individual kit numbers according to randomization. Study drugs will be packaged into individually numbered kits stored by independent site pharmacists. All tablets will be identical in appearance and feel, and all medications will be packaged identically to maintain blinding. Participants, physicians, nurses, trial statistician and all other trial staff will be masked to treatment group. The effectiveness of blinding will be tested at completion of the trial when participants will be asked to indicate which treatment they thought they received (including being able to indicate “don’t know”).

The side-effect profiles of the drugs will have negligible impact on blinding. They have been widely used for chlamydia for decades at the dosages we will be using. Their side-effect profiles are well established and similar including minor gastrointestinal upset (nausea, stomach cramps, diarrhoea, vomiting, gastric reflux) [34]. Photosensitivity may occur for doxycycline but is more common with longer or higher dosages [35]. Rash is a rare side effect for each drug, occurring in 0.1–1% of cases [34]. Our packaging will clearly state sunscreen should be used and exposure to sun minimized, thereby reducing the risk of photosensitivity. We examined the side-effect data from treatment trials for urethral/cervical chlamydia and found that among 17 trials, there was no difference in side-effects (24.0% for azithromycin vs 23.0% for doxycycline, $p = 0.45$) [36].

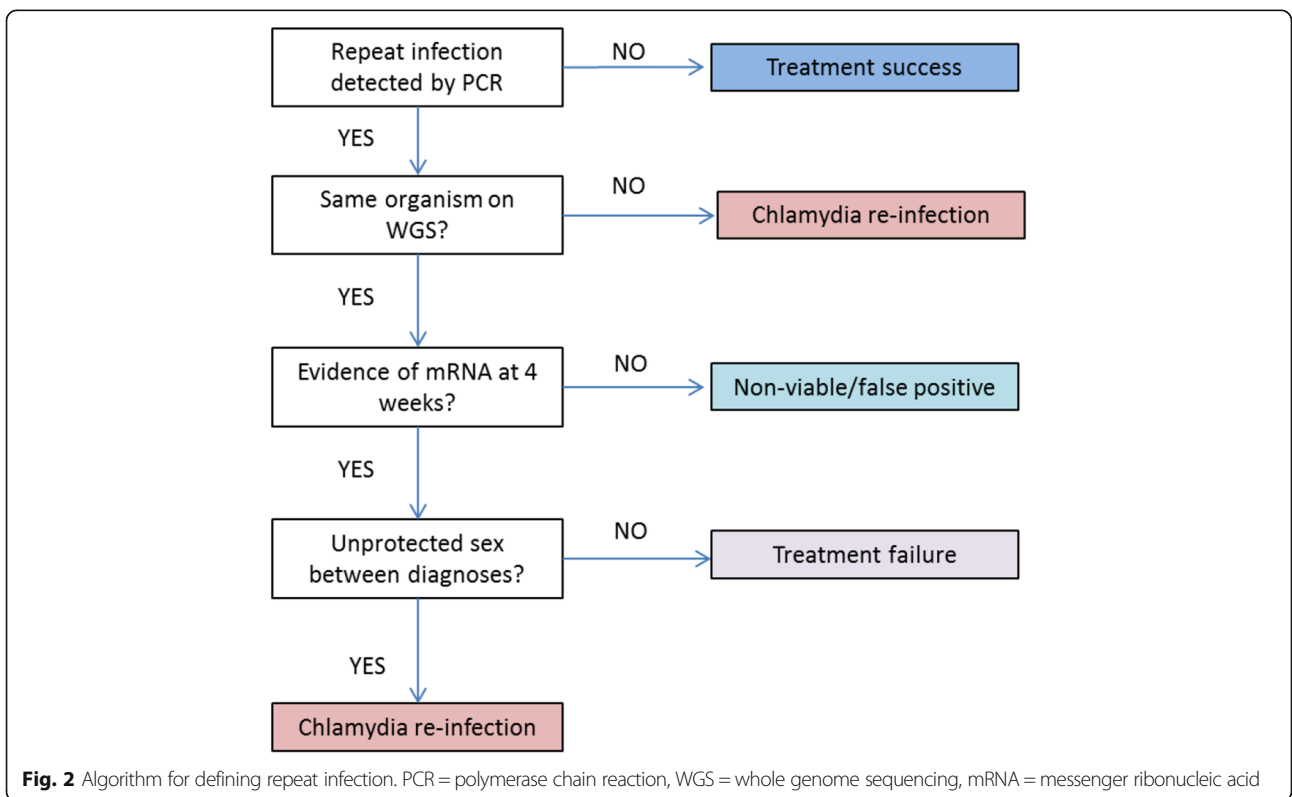
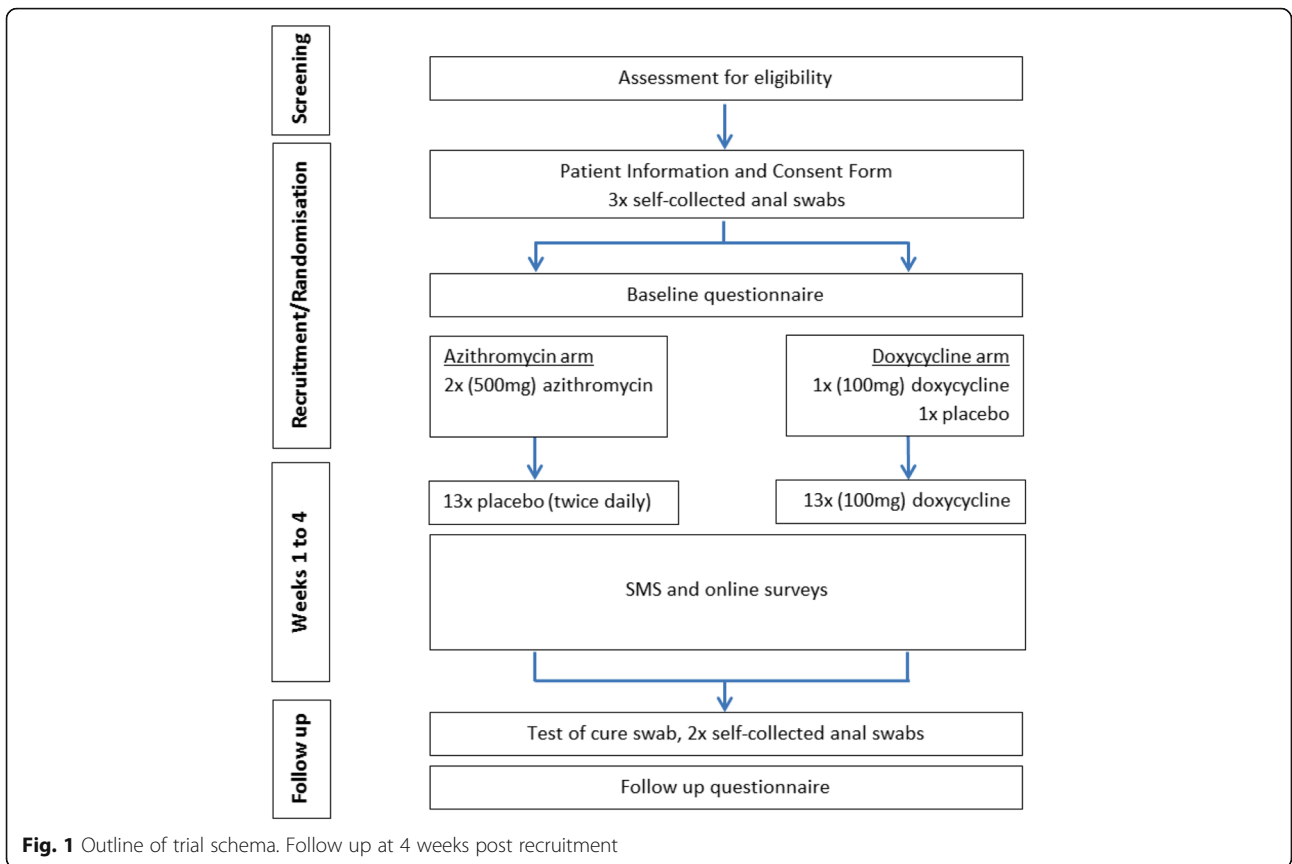
Outcomes

Primary outcome

Treatment efficacy measured as microbial cure defined as a negative chlamydia NAAT test result performed on a self-collected rectal swab at week 4.

Secondary outcomes

We will further differentiate between treatment failure and chlamydia re-infection using whole genome sequencing (WGS) and mRNA tests (see below for further detail) for any cases testing chlamydia NAAT positive on a rectal swab at week 4. Using the algorithm (Fig. 2), our secondary outcomes will be classified as: i) microbial cure based on a negative chlamydia NAAT test result at week 4; ii) false positive diagnosis if chlamydia NAAT positive at week 4, but no evidence of mRNA detected [37]; iii) new infection if infected with a different organism (based on sequencing results) OR if the same organism and the participant reports unprotected anal receptive sex between tests; iv) chlamydia treatment failure if infected with exactly the same organism and no reports of unprotected sex between recruitment and week 4 follow up. [NOTE: This algorithm assumes that if a man has a repeat infection with exactly the same organism confirmed by sequencing and reports unprotected sex, he will be classified as having a new infection



rather than treatment failure. This is because unprotected sex is one of the greatest risk factors for chlamydia [38]. We acknowledge that this classification will not be 100% accurate, but this level of discrimination has never been previously undertaken in any study of chlamydia treatment efficacy. Our RCT design should ensure that cases classified as a new infection or a false positive diagnosis will be evenly distributed between trial arms, minimising any differential measurement bias.

Follow up

Men will be required to provide specimens and behavioral data until the conclusion of the trial at 4 weeks (Table 1). Men will be asked to attend the clinic at 4 weeks for a final study visit. At the 4-week visit, the research nurse will administer a final paper questionnaire and additional rectal swabs will be self-collected for WGS and mRNA assay.

Specimen collection

MSM will be asked to provide self-collected rectal swabs.

Specimen processing and extraction

All swabs will be sent to the Molecular Microbiology Laboratory, Royal Women's Hospital for processing and testing. Swabs collected for routine NAAT and WGS will be rotated in 400 µL phosphate buffered saline for 30 s. Swabs collected for mRNA will be rotated in 1 ml of

RNAlater (Lifetechnologies) preservative solution (Ambion, Austin, TX, USA) and stored at -80 °C until further testing is required. An aliquot of 200 µl will be extracted by the automated MagNA Pure 96 isolation and purification system (Roche Diagnostics, Mannheim, Germany) using the DNA and Viral NA Small Volume isolation kit. Following nucleic acid isolation, all samples will be initially assessed for DNA and RNA adequacy with a quantitative PCR for a 260 bp fragment of the human beta-globin gene [39] and 226 bp fragment of U1A transcript. [40] Chlamydia testing will be done by the Cobas 4800 CT/NG assay (Roche Applied Science) as per the manufacturer's instructions.

Genotype (strain) determination

Identification of each chlamydia strain including LGV will be determined by qPCR assays using serovar-specific probes as we have described previously [41].

Whole genome sequencing (WGS)

Samples from MSM who test chlamydia NAAT positive at week 4 with the same genotype as their baseline sample will undergo WGS to identify the specific strain for each specimen and identify whether the organisms are identical. We will use a direct DNA probe capture method to capture chlamydial DNA directly from the swab sample and sequence the entire genome [42, 43]. Others have used OmpA genotyping or multi-locus sequence typing to characterise genovar [44], but these techniques are considerably less discriminatory than

Table 1 Trial timeline

		Recruitment Day 1	Days 2-6	Day 7	Day 14	Day 21	Follow up Day 28
Recruitment							
	Pre-eligibility assessment	X					
	Informed consent obtained	X					
	Enrollment and randomisation	X					
	Dosage under supervision	X					
Data collection							
	Format						
	Baseline questionnaire	Paper	X				
	Adverse drug reactions	SMS/Online	X				
	Sexual behaviour	SMS/Online		X	X	X	
	Other medications	SMS/Online		X	X	X	
	Drug adherence	SMS/Online		X			
	Follow up questionnaire	Paper					X
Specimen collection							
	Number						
	Self-collected swabs	3	X				
	Self-collected swabs	2					X
	Test of cure swab	1					X

SMS short message service. 3 swabs collected at recruitment: 1 for whole genome sequencing if required, one for mRNA and 1 for culture. 3 swabs collected at follow up: 1 for whole genome sequencing if required, 1 for mRNA and one for test of cure

WGS. Our trial will be the first to use WGS to help differentiate between new infection and treatment failure.

mRNA

To ensure only actively transcribed nucleic acid is evaluated (as a marker of active, viable infection), extracted nucleic acid will be treated with 10U/ μ l DNase (Roche Diagnostic) for 10 min at 37 °C, followed by inactivation of DNase. Resultant RNA will undergo one-step reverse transcription and qPCR using the method by Storm et al. [37]. Any case that has mRNA detected will be classified as a true positive. Cases in which mRNA is not detected will be classified as false positive cases. Our trial will be the first to use mRNA assays to identify false positive cases.

Data collection (Table 1)

Questionnaire at recruitment

Participants will complete a paper-based survey at recruitment covering demographics and sexual health, including symptoms and sexual behaviour data. This will include: number of partners; types of sexual activity (including insertive/receptive anal sex); use of intra-rectal devices (eg sex toys); condom use; type of lubrication used and details about douching pre/post sex and types of fluids used for douching. The questions on douching, water based lubricants and intra-rectal devices have been included because they may reduce the antibiotic concentrations in the rectal mucosa due to epithelial damage [45–48]. HIV status, use of pre-exposure prophylaxis for HIV or anti-retroviral therapy, and most recent viral load will be obtained from their medical record.

Weekly data collection

Participants will be asked to respond to a weekly short message service (SMS) that collects (via online link) whether they had: any receptive anal sex in the last week; sex with any new sexual partners; sex without a condom in the last week; used any douching and/or intra-rectal devices; any anogenital symptoms; any chlamydia testing elsewhere; taken any further antibiotics.

Side effect reporting

During the first week, participants will also be asked daily via SMS whether they had any diarrhoea or vomiting that could impact on their levels of antibiotic absorption.

At the 4-week follow up

Participants will complete another paper-based questionnaire that collects information regarding symptoms and sexual behaviour data, diagnosis of any STIs during follow up (which will be validated against their medical record) and what treatment they believe they received. We will also collect information about any recent HIV viral loads and/or CD4 counts.

Drug adherence monitoring

Participants will be asked to complete a questionnaire about drug adherence at the end of week 1. They will also be asked to return the pill bottle for a pill count as proxy measure of drug adherence. A previous study comparing self-report with measured adherence using the Medication Event Monitoring System, found 83% concordance between self-report and measured adherence for taking 11–14 doses among 206 men and women [28].

Adverse events reporting

We do not expect any severe adverse events as these drugs have been widely used for decades and their side-effect profiles are well-established. Nevertheless, we will record adverse events which will be coded using the Medical Dictionary for Regulatory Activities (MedDRA). The percentage of patients with treatment-emergent adverse events will be tabulated by system organ class and severity of these events with particular focus on gastrointestinal events together with severity of these events [49].

Sample size

Our hypothesis is that azithromycin efficacy will be less than that of doxycycline. On the basis of our meta-analysis, we assume that the microbial cure among the doxycycline arm at 4 weeks will be 98% compared to azithromycin at 93%. We will recruit 700 men in total (350 in each group) which, allowing for a very conservative 14% loss to follow up (based on our experience with similar trials of MSM) [50] and a further loss of 6% due to a LGV diagnosis at the end of the trial, will give us an effective sample size of 560. This sample size will allow us to detect a 5% difference between doxycycline and azithromycin microbial cure at 4 weeks with 80% power and a 6% difference with 90% power. If microbial cure is 96% among those treated with doxycycline at week 4, then we will have 80% power to detect a 6% difference and 90% power to detect a 7% difference (Table 2).

Analysis

We will compare the proportion with microbial cure at 4 weeks between arms using the Chi square test, and 95% confidence intervals for the difference between

Table 2 Sample size calculation

Doxycycline cure	98% cure		96% cure	
	80%	90%	80%	90%
Power				
Difference to detect ^a				
%	538	720	762	1018
6%	412	552	560	756
7%	332	442	444	592

^aAssumes azithromycin microbial cure will be 5–7% lower. Sample size calculation assumes 5% significance

proportions reported. While randomisation should ensure balance of baseline characteristics, if there are meaningful differences in baseline characteristics including sexual behaviour, a multivariable logistic regression analysis will be undertaken to adjust for these factors.

Primary analysis

Our primary analysis will be a modified intention to treat analysis (m-ITT) including only those who commenced randomised therapy at recruitment (at least one dose) and those who provided a rectal specimen for chlamydia testing at week 4.

Secondary analysis

We will undertake two per protocol analyses in which participants who took less than 10 doses of their allocated treatment [28] or vomited within 1 h of any dose will be excluded: i) an analysis of the primary outcome of the microbial cure, and; ii) an analysis of the secondary outcome of microbial cure in which cases classified as new infection or a false diagnosis are grouped with microbial cure to create a binary variable for the analysis (microbial cure [including new infection and false positive cases] vs treatment failure).

Trial status

The trial has been registered on the Australian and New Zealand Clinical Trials Registry (ACTRN12614001125617). The trial commenced recruitment in August 2016 and is due to be completed by August 2019.

Discussion

Given rectal chlamydia is highly prevalent among MSM and is likely to increase, it is vital that the most efficacious treatment is used. Currently azithromycin, which meta-analysis suggests might fail in 17% of cases [23], is continuing to be widely used. This will be the first RCT to compare azithromycin and doxycycline for rectal chlamydia and will establish whether doxycycline is more efficacious than azithromycin.

Currently, there are no pharmacokinetic data available for the action of azithromycin in rectal mucosa and a complex interplay of pharmacological and immunological factors means that azithromycin may be less effective for rectal compared with urethral/cervical infections [51]. Azithromycin is delivered to the site of infection by phagocytic cells released during the immune response to infection [52] whereas doxycycline is highly lipid soluble and rapidly absorbed into the tissues [53]. Data from both human studies [54] and mice models [55] suggest that chlamydia down-regulates the immune response in the gastrointestinal tract, and may therefore reduce the number of phagocytic cells available to deliver the azithromycin. Other mouse studies have shown

that gastrointestinal chlamydiae are less susceptible to clearance by azithromycin than genital species [55]. Therefore, it is biologically plausible that a reduced local immune response in the rectum may attenuate azithromycin efficacy.

We have limited the trial to MSM because most rectal chlamydia is diagnosed among MSM and regular screening for rectal STIs is recommended only for this population [16]. Nevertheless, our results will have implications for women in whom rectal chlamydia can be diagnosed [56]. The biology of rectal infection is likely to be similar between men and women with similar rectal organism loads reported for both men and women [57]. In addition, Gratrix et al. found no significant difference in rectal treatment efficacy between men and women [58]. As such, we believe our results will be generalizable to women.

A repeat positive chlamydia test at follow up does not necessarily indicate treatment failure; it could be a re-infection or a false positive result. A strength of this trial is that we can take advantage of the latest technology to more accurately discriminate between treatment failure and re-infection or false positive result. We will use WGS to differentiate between new infection and treatment failure. WGS is the most discriminatory tool available as it can identify conclusively whether the specific strain at follow up is different from that at recruitment thereby indicating a new infection. Previously, studies have used *OmpA* genotyping or multi-locus sequence typing (MLST) to characterise the genovar [44], but these techniques are considerably less discriminatory than WGS. We will use mRNA tests to identify false positive cases. Standard chlamydia tests detect chlamydia nucleic acid which includes both viable and non-viable (dead) organisms. When antibiotic treatment kills chlamydia, it can take 3 weeks to clear the nucleic acid from the genital tract [59], so any NAAT conducted during this time may detect non-viable organism only and be a false positive. Chlamydial mRNA assays use a quantitative real-time chlamydia molecular test (see p7) and will quantitatively measure mRNA transcription of *omp2* (*omcB*) outer membrane protein in chlamydia as an expression of viable organisms (active infection) [37]. In addition, we will collect comprehensive sexual practice data to identify men at risk of re-infection using SMS.

This trial must be done to ensure STI management guidelines internationally are evidence-based and recommend the most efficacious treatment for rectal chlamydia so that ongoing transmission is minimised.

Abbreviations

HIV: Human immunodeficiency virus; LGV: Lymphogranuloma venereum; mITT: Modified intention to treat; MLST: Multi-locus sequence typing; MSM: Men who have sex with men; NAAT: Nucleic acid amplification test; NSW: New South Wales; PCR: Polymerase chain reaction; PrEP: Pre-exposure prophylaxis; RCT: Randomised controlled trial; SMS: Short message service; STI: Sexually transmissible infection; WGS: Whole genome sequencing

Acknowledgments

This trial is supported by National Health and Medical Research Council funding. We would also like to thank Sandra Walker, Tiffany Rose and Melbourne Sexual Health Centre staff for facilitating the trial to date.

Funding

This trial is funded by a National Health and Medical Research Council grant (APP1124172).

Availability of data and materials

Not applicable.

Authors' contributions

All authors contributed to the design of the study and have read, contributed to and approved the final manuscript.

Competing interests

The authors declare that they have no competing interests.

Consent for publication

Not applicable.

Ethics approval and consent to participate

The trial was approved by the Alfred Hospital Ethics Committee (373/15). Informed consent will be obtained from all participants prior to recruitment.

Author details

¹Centre for Epidemiology and Biostatistics, Melbourne School of Population and Global Health, University of Melbourne, Carlton 3053, VIC, Australia. ²Melbourne Sexual Health Centre, Alfred Health, 580 Swanston St, Carlton 3053, VIC, Australia. ³Central Clinical School, Monash University, Clayton 3800, VIC, Australia. ⁴The Kirby Institute, UNSW Australia, Kensington 2052, NSW, Australia. ⁵University of the Sunshine Coast, 90 Sippy Downs Drive, Sippy Downs 4556, QLD, Australia. ⁶Division of Laboratory Services, Department of Microbiology, University of Melbourne, Carlton 3053, VIC, Australia. ⁷Western Sydney Sexual Health Centre, 162 Marsden St, Parramatta 2150, NSW, Australia. ⁸Sydney Sexual Health Centre, Level 3 Nightingale Wing, Sydney Hospital, Macquarie St, Sydney 2000, NSW, Australia. ⁹Marie Bashir Institute for Infectious Diseases and Biosecurity & Sydney Medical School-Westmead, University of Sydney, Sydney 2000, NSW, Australia.

Received: 7 November 2016 Accepted: 14 December 2016

Published online: 06 January 2017

References

- Newman L, Rowley J, Vander Hoorn S, Wijesooriya NS, Unemo M, Low N, Stevens G, Gottlieb S, Kiarie J, Temmerman M. Global Estimates of the Prevalence and Incidence of Four Curable Sexually Transmitted Infections in 2012 Based on Systematic Review and Global Reporting. *PLoS One*. 2015; 10(12):e0143304.
- The Kirby Institute: HIV, viral hepatitis and sexually transmissible infections in Australia Annual Surveillance Report 2015. The Kirby Institute, UNSW Australia, Sydney, NSW 2052; 2015.
- Public Health England. Table 1: STI diagnoses & rates in England by gender, 2006-2015. PHE, London 2015. https://www.gov.uk/government/uploads/system/uploads/attachment_data/file/534517/2015_Table_1_STI_diagnoses___rates_in_England_by_gender___2006-2015.pdf. Last accessed: 16 Dec 2016.
- Statens Serum Institut. EPI-NEWS: Chlamydia 2014. vol. 34. Statens Serum Institut. 2015. <http://www.ssi.dk/English/News/EPI-NEWS/2015/No%2034%20-%202015.aspx>. Last accessed 16 Dec 2016.
- European Center for Disease Prevention and Control. Annual epidemiological report 2014 - Sexually transmitted infections, including HIV and blood-borne viruses. Stockholm: ECDC; 2015.
- Lewis D, Newton DC, Guy RJ, Ali H, Chen MY, Fairley CK, Hocking JS. The prevalence of Chlamydia trachomatis infection in Australia: a systematic review and meta-analysis. *BMC Infect Dis*. 2012;12:113.
- Annan NT, Sullivan AK, Nori A, Naydenova P, Alexander S, McKenna A, Azadian B, Mandalia S, Rossi M, Ward H, et al. Rectal chlamydia-a reservoir of undiagnosed infection in men who have sex with men. *Sex Transm Infect*. 2009;85(3):176-9.
- Kent CK, Chaw JK, Wong W, Liska S, Gibson S, Hubbard G, Klausner JD. Prevalence of rectal, urethral, and pharyngeal chlamydia and gonorrhea detected in 2 clinical settings among men who have sex with men: San Francisco, California, 2003. *Clin Infect Dis*. 2005;41(1):67-74.
- Dudareva-Vizule S, Haar K, Sailer A, Wisplinghoff H, Wisplinghoff F, Marcus U, group Ps. Prevalence of pharyngeal and rectal Chlamydia trachomatis and Neisseria gonorrhoeae infections among men who have sex with men in Germany. *Sex Transm Infect*. 2014;90(1):46-51.
- Stark D, van Hal S, Hillman R, Harkness J, Marriott D. Lymphogranuloma venereum in Australia: anorectal Chlamydia trachomatis serovar L2b in men who have sex with men. *J Clin Microbiol*. 2007;45(3):1029-31.
- Kojima N, Davey DJ, Klausner JD. Pre-exposure prophylaxis for HIV infection and new sexually transmitted infections among men who have sex with men. *AIDS (London, England)*. 2016;30(14):2251-2.
- Liu AY, Cohen SE, Vittinghoff E, Anderson PL, Doblecki-Lewis S, Bacon O, Chege W, Postle BS, Matheson T, Amico KR, et al. Preexposure prophylaxis for HIV infection integrated with municipal- and community-based sexual health services. *JAMA Intern Med*. 2016;176(1):75-84.
- Volk JE, Marcus JL, Phengrasamy T, Blechinger D, Nguyen DP, Follansbee S, Hare CB. No New HIV Infections With Increasing Use of HIV Preexposure Prophylaxis in a Clinical Practice Setting. *Clin Infect Dis*. 2015;61(10):1601-3.
- Zablotska I. STI Rates among gay men taking PrEP for HIV: The NSW demonstration project PRELUDE. In: World STI and AIDS Congress. Brisbane: ISSTD; 2015.
- World Health Organisation. WHO guidelines for the treatment of Chlamydia trachomatis. Geneva: World Health Organisation; 2016.
- Australian STI Management Guidelines. <http://www.sti.guidelines.org.au/>. Accessed 4 Nov 2016.
- Centers for Disease Control and Prevention. Sexually transmitted diseases treatment guidelines, 2015. *Morbidity & Mortality Weekly Report*. 2015;64:55-60.
- Nwokolo NC, Dragovic B, Patel S, Tong CY, Barker G, Radcliffe K. 2015 UK national guideline for the management of infection with Chlamydia trachomatis. *Int J STD AIDS*. 2016;27(4):251-67.
- Hathorn E, Opie C, Goold P. What is the appropriate treatment for the management of rectal Chlamydia trachomatis in men and women? *Sex Transm Infect*. 2012;88(5):352-4.
- Steedman NM, McMillan A. Treatment of asymptomatic rectal Chlamydia trachomatis: is single-dose azithromycin effective? *Int J STD AIDS*. 2009; 20(1):16-8.
- Drummond F, Ryder N, Wand H, Guy R, Read P, McNulty AM, Wray L, Donovan B. Is azithromycin adequate treatment for asymptomatic rectal chlamydia? *Int J STD AIDS*. 2011;22(8):478-80. doi:10.1258/ijsa.2011.010490. Epub 012011 Jul 010498.
- Khosropour CM, Dombrowski JC, Barbee LA, Manhart LE, Golden MR. Comparing azithromycin and doxycycline for the treatment of rectal chlamydial infection: a retrospective cohort study. *Sex Transm Dis*. 2014; 41(2):79-85.
- Kong FY, Tabrizi SN, Fairley CK, Vodstrcil LA, Huston WM, Chen M, Bradshaw C, Hocking JS. The efficacy of azithromycin and doxycycline for the treatment of rectal chlamydia infection: a systematic review and meta-analysis. *J Antimicrob Chemother*. 2015;70(5):1290-7.
- Sethupathi M, Blackwell A, Davies H. Rectal Chlamydia trachomatis infection in women. Is it overlooked? *Int J STD AIDS*. 2010;21(2):93-5.
- Shaw SG, Hassan-Ibrahim M, Soni S. Are we missing pharyngeal and rectal infections in women by not testing those who report oral and anal sex? *Sex Transm Infect*. 2013;89(5):397.
- Andersson N, Boman J, Nylander E. Rectal chlamydia - should screening be recommended in women? *Int J STD AIDS*. 2016.
- Khosropour CM, Manhart LE, Colombara DV, Gillespie CW, Lowens MS, Totten PA, Golden MR, Simoni J. Suboptimal adherence to doxycycline and treatment outcomes among men with non-gonococcal urethritis: a prospective cohort study. *Sex Transm Infect*. 2014;90(1):3-7.
- Bachmann LH, Stephens J, Richey CM, Hook 3rd EW. Measured versus self-reported compliance with doxycycline therapy for chlamydia-associated syndromes: high therapeutic success rates despite poor compliance. *Sex Transm Dis*. 1999;26(5):272-8.
- Manhart LE, Gillespie CW, Lowens MS, Khosropour CM, Colombara DV, Golden MR, Hakhu NR, Thomas KK, Hughes JP, Jensen NL, et al. Standard treatment regimens for nongonococcal urethritis have similar but declining cure rates: a randomized controlled trial. *Clin Infect Dis*. 2013;56(7):934-42.

30. Alam M, Bastakoti B therapeutic guidelines: Antibiotic. Version 15. Australian Prescriber: Melbourne; 2014.
31. Kong FY, Tabrizi SN, Fairley CK, Phillips S, Fehler G, Law M, Vodstrcil LA, Chen M, Bradshaw CS, Hocking JS. Higher organism load associated with failure of azithromycin to treat rectal chlamydia. *Epidemiol Infect.* 2016; 144(12):2587–96.
32. Leeyaphan C, Ong JJ, Chow EP, Kong FY, Hocking JS, Bissessor M, Fairley CK, Chen M. Systematic review and meta-analysis of Doxycycline efficacy for rectal Lymphogranuloma venereum in men who have sex with men. *Emerg Infect Dis.* 2016;22(10):1778–84.
33. Lunny C, Taylor D, Hoang L, Wong T, Gilbert M, Lester R, Krajden M, Ogilvie G. Self-collected versus clinician-collected sampling for Chlamydia and Gonorrhea screening: a systemic review and meta-analysis. *PLoS One.* 2015; 10(7):e0132776.
34. Australian Medicines Handbook Pty Ltd. Australian medicines handbook. Adelaide: Australian Medicines Handbook Pty Ltd; 2016.
35. Smith K, Leyden JJ. Safety of doxycycline and minocycline: a systematic review. *Clin Ther.* 2005;27(9):1329–42.
36. Kong FY, Tabrizi SN, Law M, Vodstrcil LA, Chen M, Fairley CK, Guy R, Bradshaw C, Hocking JS. Azithromycin versus doxycycline for the treatment of genital chlamydia infection: a meta-analysis of randomized controlled trials. *Clin Infect Dis.* 2014;59(2):193–205.
37. Storm M, Gustafsson I, Herrmann B, Engstrand L. Real-time PCR for pharmacodynamic studies of Chlamydia trachomatis. *J Microbiol Methods.* 2005;61(3):361–7.
38. Peipert JF. Clinical practice. Genital chlamydial infections. *N Engl J Med.* 2003;349(25):2424–30.
39. Saiki RK, Gelfand DH, Stoffel S, Scharf SJ, Higuchi R, Horn GT, Mullis KB, Erlich HA. Primer-directed enzymatic amplification of DNA with a thermostable DNA polymerase. *Science (New York, NY).* 1988;239(4839):487–91.
40. Greijer AE, Dekkers CA, Middeldorp JM. Human cytomegalovirus virions differentially incorporate viral and host cell RNA during the assembly process. *J Virol.* 2000;74(19):9078–82.
41. Stevens MP, Twin J, Fairley CK, Donovan B, Tan SE, Yu J, Garland SM, Tabrizi SN. Development and evaluation of an ompA quantitative real-time PCR assay for Chlamydia trachomatis serovar determination. *J Clin Microbiol.* 2010;48(6):2060–5.
42. Bachmann NL, Sullivan MJ, Jelocnik M, Myers GS, Timms P, Polkinghorne A. Culture-independent genome sequencing of clinical samples reveals an unexpected heterogeneity of infections by Chlamydia pecorum. *J Clin Microbiol.* 2015;53(5):1573–81.
43. Seth-Smith HM, Harris SR, Scott P, Parmar S, Marsh P, Unemo M, Clarke IN, Parkhill J, Thomson NR. Generating whole bacterial genome sequences of low-abundance species from complex samples with IMS-MDA. *Nat Protoc.* 2013;8(12):2404–12.
44. Geisler WM, Uniyal A, Lee JY, Lensing SY, Johnson S, Perry RC, Kadrnka CM, Kerndt PR. Azithromycin versus Doxycycline for Urogenital Chlamydia trachomatis Infection. *N Engl J Med.* 2015;373(26):2512–21.
45. Rice CE, Maierhofer C, Fields KS, Ervin M, Lanza ST, Turner AN. Beyond anal sex: sexual practices of men who have sex with men and associations with hiv and other sexually transmitted infections. *J Sex Med.* 2016;13(3):374–82.
46. Maierhofer C, Rice CE, Wang SH, Fields KS, Ervin M, Turner AN. Lubricant use and rectal Chlamydial and Gonococcal infections among men who engage in receptive anal intercourse. *Sex Transm Dis.* 2016;43(7):423–8.
47. Gorbach PM, Weiss RE, Fuchs E, Jeffries RA, Hezereh M, Brown S, Voskanian A, Robbie E, Anton P, Cranston RD. The slippery slope: lubricant use and rectal sexually transmitted infections: a newly identified risk. *Sex Transm Dis.* 2012;39(1):59–64.
48. Fuchs EJ, Lee LA, Torbenson MS, Parsons TL, Bakshi RP, Guidos AM, Wahl RL, Hendrix CW. Hyperosmolar sexual lubricant causes epithelial damage in the distal colon: potential implication for HIV transmission. *J Infect Dis.* 2007;195(5):703–10.
49. Medical Dictionary for Regulatory Activities: *MedDRA* 2013. <http://www.meddra.org/>. Last accessed: 16 Dec 2016.
50. Chen M, Fairley CK, Hocking J, Bradshaw C. Efficacy and safety study of oral Solithromycin compared to intramuscular Ceftriaxone plus oral Azithromycin in the treatment of patients with Gonorrhea (SOLITAIRE-U): NCT02210325. Health USNI: Clinical Trials Register; 2014. <https://clinicaltrials.gov/ct2/show/NCT02210325>. Last accessed 16 Dec 2016.
51. Hocking JS, Kong FY, Timms P, Huston WM, Tabrizi SN. Treatment of rectal chlamydia infection may be more complicated than we originally thought. *J Antimicrob Chemother.* 2015;70(4):961–4.
52. Lalak NJ, Morris DL. Azithromycin clinical pharmacokinetics. *Clin Pharmacokinet.* 1993;25(5):370–4.
53. Cunha BA, Sibley CM, Ristuccia AM. Doxycycline. *Ther Drug Monit.* 1982;4(2):115–35.
54. Heiligenberg M, Lutter R, Pajkrt D, Adams K, De Vries H, Heijman T, Schim van der Loeff MF, Geerlings S. Effect of HIV and chlamydia infection on rectal inflammation and cytokine concentrations in men who have sex with men. *Clin Vaccine Immunol.* 2013;20(10):1517–23.
55. Rank RG, Yeruva L. Hidden in plain sight: chlamydial gastrointestinal infection and its relevance to persistence in human genital infection. *Infect Immun.* 2014;82(4):1362–71.
56. Gratrix J, Singh AE, Bergman J, Egan C, Plitt SS, McGinnis J, Bell CA, Drews SJ, Read R. Evidence for increased Chlamydia case finding after the introduction of rectal screening among women attending 2 Canadian sexually transmitted infection clinics. *Clin Infect Dis.* 2015;60(3):398–404.
57. van Liere GA, Dirks JA, Hoebe CJ, Wolffs PF, Dukers-Muijers NH. Anorectal Chlamydia trachomatis load is similar in men who have sex with men and women reporting anal sex. *PLoS One.* 2015;10(8):e0134991.
58. Gratrix J, Brandley J, Dane M, Plitt SS, Smyczek P, Read R, Singh AE. A retrospective review of treatment failures using Azithromycin and Doxycycline in the treatment of rectal chlamydia infections in women and men who have sex with men. *Sex Transm Dis.* 2016;43(2):110–2.
59. Renault CA, Israelski DM, Levy V, Fujikawa BK, Kellogg TA, Klausner JD. Time to clearance of Chlamydia trachomatis ribosomal RNA in women treated for chlamydial infection. *Sex Health.* 2011;8(1):69–73.

Submit your next manuscript to BioMed Central and we will help you at every step:

- We accept pre-submission inquiries
- Our selector tool helps you to find the most relevant journal
- We provide round the clock customer support
- Convenient online submission
- Thorough peer review
- Inclusion in PubMed and all major indexing services
- Maximum visibility for your research

Submit your manuscript at
www.biomedcentral.com/submit

